



Non-Profit Organization

Tidbits

Volume 25—Issue 3

www.hdsclf.org

March 2024

Columbus, TX Field Trip February 12, 2024 by Robby Laws


Sidney Gilland, Tom Klenert, Christine Klenert, Celia Lasry, Dominique Parisi, Cristina Rodriguez, Marion McCreary, Brenda Lozano, Dennis Smith, Kathy Laws, Robby Laws, Lawrence Coleman, Doina Langham, Tom Langham, Patti Sah, Don Sah, Ann Hornbeak, Bill Hornbeak
Not in Picture: Robert Bellard, Jose Ybarra



My wife Kathy and I joined 18 other members of the Houston Deaf Senior Citizens for a bus trip to Columbus, Texas. We arrived at the old **Stafford Opera House**, which was built in 1886. It's the largest flat-floored opera house in Texas and houses the Chamber of Commerce.

Then we visited:

- **The War Memorial Museum** is in a building shaped like a castle tower (it used to be a water tower). The museum contains artifacts from Columbus natives who served in several different wars since the Civil War.
- **The Santa Claus Museum** includes a vast collection of different Santa Claus items from here and from other countries worldwide.
- **The Alley Log Cabin** was built in 1836 by Abraham Alley, who served in the Texas Revolution and was one of Columbus's first early American residents.
- **The Dilue Rose Harris House** was built in 1858. She was best known for her book *Reminiscences*, which is about her family's close acquaintances with several leaders of the Texas Revolution. Her husband, Ira Harris, was once the sheriff of Colorado County for several years.
- **The Colorado County Courthouse** was built in 1891. Visit the second floor to see the District Court Room, where you will see the stunning stained-glass dome in the middle of



the ceiling.

- **The Columbus Live Oak** is a massive oak tree estimated to be over 500 years old. It has a few steel poles to support the very thick branches.

Between tours, we went to Schobel's for lunch, where you can choose between ordering from the menu or helping yourself to the daily lunch buffet with a good selection of delicious food and desserts.



Continue page 4 for additional pictures.

February 14th Valentine Party



Front Row: Margo Jarreau, Katherine Laws, Wanda Andrew, Ruth Billiot, Janie Morales, Patti Sah, Gertie Sessions, Marion McCreary, Jeanne Hilferty, Diane Finnegan, Enedelia Gonzalez, Tom Klenert
2nd Row: Winford Riddle, Mary Ann Ryba, Clyde Andrew, Karl Riddle, Dinah McKenzie, William Laws, Deborah Daniels, Tonya Black, Renee Olson, Christine Klenert, Cristina Rodriguez, Brenda Lozano, Luci Ryan
Back Row: Chris Kelley, Michael McKenzie, Tammie Mitchell, Robert Bellard, Lawrence Coleman, Dennis Smith, Sidney Gilland, Carolyn Dill, Rosa Saucedo

Patricia and Don Sah hosted the party with lunch and a raffle. After hearing from Ricky Harris, Charis Malloy, and 2 of their employees, we ate a delicious lunch of chili, hot dogs, chips, cornbread, and desserts. All enjoyed it.

We had a drawing for the raffle. The following people won Kitchen towels – Mary Ann Ryba, Dennis Smith, and Sidney Gilland. Terri Billingsley won the ILY hand statue with different colors of lights.



Last, Gertie Sessions spoke about Jeanne and Larry Hilferty's upcoming anniversary. She presented them with a Valentine's candy box with "KISSES" on the front. So, Jeanne and Larry kissed each other! Wow! They will be celebrating 45 years on June 16th. Congrats to them!!!

Submitted by Nancy Morris



Then, we had a Valentine's contest for those who were dressed for Valentine's Day. The winners are Deborah Daniels, Tonya Black, and Janie Morales. They each got a Chocolate Rose candy and a Kroger \$10 gift card.



BE MY
 Valentine

Caribbean Cruise January 2024 Trip—by Carolyn Dill and Jan Dermon



Six of us left Galveston port, Jim and Jan Dermon, Cristina and Lee Rodriguez, Carolyn Dill, and Sheryl Meador. The Prima is a new ship that is huge, twice as wide as others and holding over 4,000 people. Jan knew that our ship was big but when she arrived at

the port and saw the ship, she was so surprised and in awe to see how huge the ship was! She said to us that it is like going to the Titanic!



At Costa Mayo, we watched a fascinating variety of Mexican and Mayan dancing and sampled wonderful Mayan food.

In Belize, we visited a spice farm and a small, ancient set of Mayan ruins. The flowers and interesting crops on the spice farm were a highlight. We got to hold, smell, and taste the plants such as pepper, lemon grass, cocoa, vanilla, and cardamom.



At Roatan, Sheryl and Carolyn saw Macaws and cute trained monkeys come down from the trees and visit tourists. We spent part of the afternoon on the beach. The rest of us

stayed on the ship, relaxing on the day off.

The last stop was Cozumel Two went to a national park --Sheryl to the beach and Carolyn looking for birds. She also learned about tequila making.

The rest of us watched a wrestling show. Jim and Jan did not know what the Mexican word, Lucha Libre means and then Cristina explained to us that the word on our ticket means wrestling! What a surprise and it was fun, a new experience!



While crossing the Gulf on our first day, the ship had to turn around to pick up sixteen refugees floating on a very unsafe "sailboat" (boxes and jugs tied together) that they were stuck on for over a month. We watched as the NCL lifeboat

picked them up. They had to go to the Mexican authorities when we arrived at the first port, Costa Mayo.



During our onboard stay, we ate great food, and did onboard activities such as attending a pampered facial class, origami butterflies, yoga dancing, and cake baking contest. Twice we watched dazzling performances at the theatre on the ship.



A great trip for us!



If you're not wearing green, you might get a pinch!

You should always wear green on Saint Patrick's Day!

It is believed that if you wear green then you will be invisible to leprechauns.

If you aren't wearing green, then a leprechaun will see you and pinch you!

This is why it has now become a tradition to pinch anyone who isn't wearing the colour green.

Make sure you don't do it too hard. Ouch!

Continue from page 1—Field Trip Columbus, TX

The Santa Claus Museum




The Alley Log Cabin



The Colorado County Courthouse

Ann as a Judge!




**March 16, 2024— FIELD TRIP ALONG THE ROUTE 6
MEET AT MEMORIAL MALL PARKING LOT - 6:30 AM
THE BUS DEPARTS AT 7:00 AM**

- QUICK BREAKFAST AT McDonald
- CALVERT
- CAMP HEARNE
- NAVASOTA -- Bee Weaver
- Lunch on Your Own in Calvert

COST \$5.00 Per Person

Contact Christine Johnson
979-413-5014




Jim Dermon—Field Trip Director

Go to page 4 for April

Overnight Trip to
Corpus Christi and North Beach
April 16 & 17, 2024

All Day Field Trip—Visiting Lockhart, TX—Saturday May 11, 2023

- Dr Eugene Clark Library
- Caldwell County Courthouse
- Caldwell County Jail Museum
- Brock Cabin
- The Southwest Museum of Clocks & Watches
- Texas Hatters



Cost: \$5

Meet at the South Parking Lot
behind Memorial City Mall
at **6:00 am**
Bus leaves at **6:30 am**

Contact Jim Dermon

936-828-4013

Deadline: 5/1/2024



**Lunch On
Your
Own**

2nd Wednesday of the Month: 03/13
Social Meeting at MMSC
1475 W Gray St, Houston, TX, 77019
Field Trip 2024: 3/16, 5/11, 6/15

St. Patrick Day Lunch on March 13th Social



Mary Ann Ryba (832-413-6975) and Carolyn Dill (281-547-0465) are the hostesses for our March lunch. So, everyone can contact them on what food to bring. They also have games to play.

HDSCF OVERNIGHT TRIP—Corpus Christi and North Beach April 16 & 17, 2024

Cost: \$140 Per Person* — Lunch and Dinner On Your Own



USS Lexington Museum



Texas State Aquarium



South Texas Botanical Gardens and Nature Center



Padre Island National Seashore



Price Includes:

Hotel in North Beach

- Hot Breakfast Buffet Meal

Entrance Fees

- USS Lexington Museum
- Texas State Aquarium
- South Texas Botanical Gardens and Nature Center

*The price is for anyone over 60 who resides in the Houston area.


Deposit of \$50 per person by January 31, 2024. Full payment is due no later than March 15, 2024. Monthly payments can be arranged. After April 1, 2024 is non-refundable.

Check, money order, or **Zelle** (through your bank)
Payable to HDSCF, Memo: "Overnight Trip 2024"
Mailing Address: P.O. Box 131072, Spring, TX 77393
Credit Card payment would be arranged, preferably through VP.

Anyone under 60 is to contact Jim Dermon at 936.828.4013 for pricing. For reservation, call Christine Johnson at 979.413.5014.

Emergency SOS

Special Thanks to Charis Mallory for the Presentation on February 14th.



Charis Mallory
DEAF AND HARD OF HEARING
TECHNOLOGY SPECIALIST
dhhtech6b@hhs.texas.gov

Text-to-911 sends a text message to 911 emergency call takers from mobile phones or devices. This ability is useful for deaf and hard-of-hearing consumers and anyone who cannot make a voice call in a dangerous situation.

Medical ID:

- **My ID Website:** Here, you can order a medical ID bracelet or necklace with your information engraved for easy access by medical professionals. You can order online or call their customer service: (888) 500-9720.
- **Get My ID:** [Get my ID Medical](#)

Remember to:

- Disclose your hearing loss and other critical medical conditions on your chosen ID form.
- Wear your medical ID bracelet or always necklace or keep it easily accessible in your wallet or phone (with a QR code if applicable).

Emergency SOS Devices:

Here are some options for additional emergency assistance:

SquareGlow Emergency SOS Button:

[SquareGlow Emergency SOS](#)

Simply Technology SOS Help Pendant Alert Kit:

[smpl Technology SOS Help Pendant Alert Kit](#)

Vibrating Wireless Pager Call Button:

[Vibrating Wireless Pager Call Button](#)

Caregiver Pager Wireless Call Button System Personal Alert

Panic Button for Home Elderly Nurses Calling

System with Pager and Emergency Button:

[Caregiver Pager Wireless Call Button System Personal Alert](#)

[Panic Button for Home Elderly Nurses Calling System with Pager and Emergency Button](#)

[\(1Receiver+1Button\)](#)



Hersey Kiss Cookie Recipe

- 1 cup unsalted butter room temp
- 1/2 cup powdered sugar
- 1 teaspoon vanilla
- 2 1/4 cups all-purpose flour
- 1/2 teaspoon salt
- 32 Hershey Kisses unwrapped
- Additional powdered sugar for rolling



1. Preheat the oven to 350° F,
2. Line two cookie sheets with parchment paper.
3. Add the butter, 1/2 cup powdered sugar, and vanilla in a stand mixer. Mix on medium speed until light and fluffy.
4. Carefully add flower mixture, 1 cup at a time, to the butter mixture.
5. Using a small ice cream scoop, scoop balls of dough. Take 1 dough ball at a time and flatten it with your hand. Place a Hershey Kiss chocolate in the center. Roll the dough back into a ball.
6. Place the rolled Hershey Kiss cookies on the baking sheet, about 2 inches apart.
7. Bake cookies for 8-10 minutes until the bottoms become golden brown.
8. Remove from the oven and cool for just 5-10 minutes.
9. In a small bowl, add your powdered sugar, then roll each cookie in the sugar until coated.

Tidbit Newsletter

Renewals:

Tom Becker, Robert Bellard, Jo Ellen Hall, Winona Heniz, Earl Johnson, Gertrude Sessions

New Subscribers: Kathy Adegboye

Donations to HDSCFLF:

ExxonMobil Charites Aid Foundation



Send some news, your trip, an announcement (newborn baby, birthday, anniversary, craft, obituary, and color photos to me before or on **15th day of each month**. Thanks!

Jan Dermon Editor of HDSCFLF Tidbits

Email: jdermon.senior@gmail.com

Board of Directors and Tidbits Committees



Patsy Walker
President



Christine Johnson
1st VP



Nancy Morris
Secretary



Jim Dermon
Treasurer

Newsletter Editor
Jan Dermon

Webmaster
Judy Becker

Photography
Robert Bellard
Jan Dermon



| | | | | |
|---|--|--|----------------------------|-----------------------------------|
| <input type="checkbox"/> New <input type="checkbox"/> Renewal | | <input type="checkbox"/> SUBSCRIPTION \$5.00 per year-Electronic \$12.00 per year-Paper | X Year(s) = \$ ____ .00 | <input type="checkbox"/> DONATION |
| Please Print Clearly | | | | |
| Name: | | OFFICE USE ONLY | | |
| Spouse: | | <input type="checkbox"/> Money Order <input type="checkbox"/> Check <input type="checkbox"/> Cash | | |
| Address: | | Receipt # | | |
| City/State/Zip: | | Receipt # | | |
| Email (Required): | | <input type="checkbox"/> Vp/Phone <input type="checkbox"/> Fax | | |
| Donation/Gift Subscription | | | | |
| <input type="checkbox"/> Gift Subscription from (Giver) _____ <input type="checkbox"/> Donation to HDSCFLF \$ _____ in memory of _____ (tax deductible) <input type="checkbox"/> Donation \$ _____ to the Houston Deaf Senior Citizens Love Fund (tax deductible) | | Make payable to HDSCFLF and mail this form with personal check or money order to Houston Deaf Senior Citizens Love Fund, Attn: Treasurer, PO Box 131072, Spring, TX 77393. Thank you. | | |